


Preventive Maintenance   Input/Adapt Hardware Ck.   Vehicle Driveline Ck.   Removal/Install Level Repairs   Torque Converter   Power Flows   Hydraulics   MY '09 Update   Electronic Controls   Vehicle Interface

# Allison Transmission®





Using the  
Troubleshooting  
Manual

Diagnostics  
First Steps

Wire Check  
Procedures

Allison DOC™  
Basic

Allison DOC™  
Advanced

Allison DOC™  
Reprogramming


11939

Pressure  
Checks

Diagnostics  
Stall Tests

Overhaul

# Allison Transmission®





Preventive  
Maintenance

Input Adaption  
Hardware Checks

Vehicle  
Driveline Checks

Removal/Install  
Level Repairs


Torque  
Converter

Power  
Flows

Hydraulics

MY '09  
Update

# Allison Transmission®





Electronic  
Controls

Vehicle  
Interface

Retarder  
Service Training

3000 Prod. Family  
7-Speed Trans.


4000 Prod. Family  
7-Speed Trans.

Troubleshooting  
Manual

Diagnostic  
First Steps

Wire Check  
Procedures

# Allison Transmission®





Allison DOC™  
Basic

Allison DOC™  
Advanced

Allison DOC™  
Reprogramming


J1939

Pressure  
Checks

Diagnostics  
Stall Test

Overhaul

# Allison Transmission®





System  
Overview

Drive  
Unit

Drive Unit  
Updates


DPIM

DPIM  
Updates

ESS

ESS  
Updates

# Allison Transmission®





ESS  
Service & Repair

Operator  
Information

Electronic  
Controls


4th Gen.  
Controls

Hydraulics

Drive Unit  
Power Flows

Preventive  
Maintenance

# Allison Transmission®





Diagnostics  
First Steps

Troubleshooting  
Manual

Allison DOC™  
Basic


Allison DOC™  
Advanced

Troubleshooting  
Scenarios

Lug  
Replacement

Drive Unit  
Overhaul

# Allison Transmission®





Product Familiarization   Transmission Op. & Main.   Torque Converter   Power Flows   5000 & 6000 CEC2 Hydraulics   Electronic Controls   DOC™ CEC2 Basics   DOC™ CEC2 Advanced   Diagnostics   Overhaul

# Allison Transmission®

